



1. TECHNICAL SPECIFICATIONS

Accuracy is calculated as: $\pm[\% \text{reading} + (\text{no. of digits}) * \text{resolution}]$ at 23°C, <80%RH

AC TRMS VOLTAGE

Range (V)	Resolution (V)	Accuracy
15 ÷ 460	1	$\pm(3.0\% \text{ rdg} + 2\text{dgt})$

FREQUENCY

Range (Hz)	Resolution (Hz)	Accuracy
47.50 ÷ 52.50 / 57.00 ÷ 63.00	1	$\pm(0.1\% \text{ rdg} + 1\text{dgt})$

CONTINUITY OF PROTECTION CONDUCTORS WITH 200mA

Range (Ω)	Resolution (Ω)	Accuracy
0.00 ÷ 9.99	0.01	$\pm(5.0\% \text{ rdg} + 3\text{dgt})$
10.0 ÷ 99.9	0.1	
100 ÷ 1999	1	

Test current: >200mA DC up to 5 Ω (test leads included)
 Test current generated: 1mA resolution, range 0 ÷ 250mA
 Open-circuit voltage: 4 < V_o < 24VDC
 Safety protection: error message for input voltage >10V

INSULATION RESISTANCE

DC test voltage (V)	Range (M Ω)	Resolution (M Ω)	Accuracy
50	0.01 ÷ 9.99	0.01	$\pm(2.0\% \text{ rdg} + 2\text{dgt})$
	10.0 ÷ 49.9	0.1	
	50.0 ÷ 99.9		$\pm(5.0\% \text{ rdg} + 2\text{dgt})$
100	0.01 ÷ 9.99	0.01	$\pm(2.0\% \text{ rdg} + 2\text{dgt})$
	10.0 ÷ 99.9	0.1	
	100 ÷ 199	1	$\pm(5.0\% \text{ rdg} + 2\text{dgt})$
250	0.01 ÷ 9.99	0.01	$\pm(2.0\% \text{ rdg} + 2\text{dgt})$
	10.0 ÷ 99.9	0.1	
	100 ÷ 249	1	$\pm(5.0\% \text{ rdg} + 2\text{dgt})$
250 ÷ 499			
500	0.01 ÷ 9.99	0.01	$\pm(2.0\% \text{ rdg} + 2\text{dgt})$
	10.0 ÷ 199.9	0.1	
	200 ÷ 499	1	$\pm(5.0\% \text{ rdg} + 2\text{dgt})$
500 ÷ 999			
1000	0.01 ÷ 9.99	0.01	$\pm(2.0\% \text{ rdg} + 2\text{dgt})$
	10.0 ÷ 199.9	0.1	
	200 ÷ 999	1	$\pm(5.0\% \text{ rdg} + 2\text{dgt})$
1000 ÷ 1999			

Open-circuit voltage: rated test voltage -0% +10%
 Rated measuring current: >1mA with 1k Ω x V_{nom} (50V, 100V, 250V, 1000V), >2.2mA with 230k Ω @ 500V
 Short-circuit current: <6.0mA for each test voltage
 Safety protection: error message for input voltage >10V

LINE/LOOP IMPEDANCE P-P, P-N, P-PE – TT/TN SYSTEMS

Range (Ω)	Resolution (Ω)	Accuracy
0.01 ÷ 19.99	0.01	$\pm(5.0\% \text{ rdg} + 3\text{dgt})$
20.0 ÷ 199.9	0.1	

Maximum test current: 3.31A (at 265V); 5.71A (at 457V)
 P-N/P-P Test voltage: (100V ÷ 265V) / (100V ÷ 460V); 50/60Hz $\pm 5\%$
 Protection types: MCB (B, C, D, K), Fuse (aM, gG, BS882-2, BS88-3, BS3036, BS1362)

TEST ON RCD PROTECTION (MOLDED-CASE TYPE)

Differential protection type (RCD):	AC (⌚), A (⌚), General (G), Selective (S)
Voltage range P-PE, P-N:	100V ÷ 265V RCD type A, AC
Voltage range N-PE:	<10V
Rated tripping currents (I _{ΔN}):	6mA, 10mA, 30mA, 100mA, 300mA, 500mA, 650mA, 1000mA
Frequency:	50/60Hz ± 5%

RCD tripping current (for General RCDs only)

Type RCD	I _{ΔN}	Range I _{ΔN} (mA)	Resolution (mA)	Accuracy
A, AC	6mA, 10mA	(0.2 ÷ 1.1) I _{ΔN}	0.1 I _{ΔN}	- 0%, +10% I _{ΔN}
	30mA ≤ I _{ΔN} ≤ 300mA			- 0%, +5% I _{ΔN}
	500mA ≤ I _{ΔN} ≤ 650mA			

Measurement RCD tripping time – TT/TN systems



	x 1/2		x 1		x 5		AUTO				AUTO+ 		
	\	G	S	G	S	G	S	G	S	G	S	G	S
6mA	AC	999	999	999	999	50	150	✓	✓	310		✓	
	A	999	999	999	999	50	150	✓	✓	310		✓	
10mA	AC	999	999	999	999	50	150	✓	✓	310		✓	
	A	999	999	999	999	50	150	✓	✓	310		✓	
30mA	AC	999	999	999	999	50	150	✓	✓	310		✓	
	A	999	999	999	999	50	150	✓	✓	310		✓	
100mA	AC	999	999	999	999	50	150	✓	✓	310			
	A	999	999	999	999	50	150	✓	✓	310			
300mA	AC	999	999	999	999	50	150	✓	✓	310			
	A	999	999	999	999	50	150	✓	✓	310			
500mA 650mA	AC	999	999	999	999	50	150	✓	✓	310			
	A	999	999	999	999					310			
1000mA	AC	999	999	999									
	A	999	999	999									

Table with duration of tripping time measurement [ms] - Resolution: 1ms, Accuracy: ±(2.0%reading + 2digits)

Measurement RCD tripping time – IT systems



	x 1/2		x 1		x 5		AUTO				AUTO+ 		
	\	G	S	G	S	G	S	G	S	G	S	G	S
6mA 10mA 30mA	AC	999	999	999	999	50	150	✓	✓	310		✓	
	A	999	999	999	999	50	150	✓	✓	310		✓	
100mA 300mA	AC	999	999	999	999	50	150	✓	✓	310			
	A	999	999	999	999	50	150	✓	✓	310			
500mA 650mA	AC	999	999	999	999	50	150	✓		310			
	A	999	999	999	999			✓		310			
1000mA	AC	999	999	999									
	A	999	999	999									

Table with duration of tripping time measurement [ms] - Resolution: 1ms, Accuracy: ±(2.0%reading + 2digits)



FIRST FAULT CURRENT – IT SYSTEMS

Range (mA)	Resolution (mA)	Accuracy
0.1 ÷ 0.9	0.1	±(5.0% rdg + 1dgt)
1 ÷ 999	1	±(5.0% rdg + 3dgt)

Limit contact voltage (ULIM) : 25V, 50V

OVERALL EARTH RESISTANCE WITHOUT RCD TRIPPING

Voltage range P-PE, P-N:	100V ÷ 265V
Voltage range N-PE:	<10V
Frequency:	50/60Hz ± 5%

Overall earth resistance in systems with Neutral (3-wire) – (30mA or higher RCD)

Range (Ω)	Resolution (Ω)	Accuracy
0.05 ÷ 9.99	0.01	± (5.0% rdg + 8dgt)
10.0 ÷ 199.9	0.1	

Overall earth resistance in systems with Neutral (3-wire) – (6mA and 10mA RCD)

Range (Ω)	Resolution (Ω)	Accuracy
0.05 ÷ 9.99	0.01	± (5.0% rdg + 30dgt)
10.0 ÷ 199.9	0.1	

Overall earth resistance in systems without Neutral (2-wire) – (30mA or higher RCD)

Range (Ω)	Resolution (Ω)	Accuracy
0.05 ÷ 9.99	0.01	± (5.0% rdg + 8dgt)
10.0 ÷ 99.9	0.1	
100 ÷ 1999	1	

Overall earth resistance in systems without Neutral (2-wire) – (6mA and 10mA RCD)

Range (Ω)	Resolution (Ω)	Accuracy
0.05 ÷ 9.99	0.01	± (5.0% rdg + 30dgt)
10.0 ÷ 99.9	0.1	
100 ÷ 1999	1	

Contact voltage

Range [V]	Resolution [V]	Accuracy
0 ÷ Ut LIM	0.1	-0%, +(5.0%rdg + 3V)

PHASE ROTATION WITH 1 TEST LEAD

Voltage range P-N, P-PE[V]	Frequency range
100 ÷ 265	50Hz/60Hz ± 5%

Measurement is only carried out by direct contact with metal live parts (**not on insulation sheath**)



2. GENERAL SPECIFICATIONS

MECHANICAL CHARACTERISTICS

Dimensions (L x W x H):	225 x 165 x 75mm (9 x 6 x 3in)
Weight (batteries included):	1.2kg (42 ounces)
Mechanical protection:	IP40

MEMORY AND PC CONNECTIONS

Memory:	999 locations, 3 mark levels
PC connection:	optical/USB port

DISPLAY

Characteristics:	COG Black/white graphic LCD, 320x240pxl
------------------	---

POWER SUPPLY

Battery type:	6x1.5V alkaline batteries type AA IEC LR06 or 6 x1.2V rechargeable NiMH type AA
Battery life:	> 500 tests for each function
Auto Power OFF:	after 5 minutes' idling (if activated)

ENVIRONMENTAL CONDITIONS FOR USE

Reference temperature:	23°C ± 5°C (73°F ± 41°F)
Operating temperature:	0°C ÷ 40°C (32°F ÷ 104°F)
Allowable relative humidity:	<80%RH
Storage temperature:	-10°C ÷ 60°C (14°F ÷ 140°F)
Storage humidity:	<80%RH
Max. operating altitude:	2000m (6562ft)

REFERENCE GUIDELINES

Safety:	IEC/EN61010-1, IEC/EN61010-2-030, IEC/EN61010-2-033 IEC/EN61010-2-034, IEC/EN61557-1
EMC :	IEC/EN61326-1
Technical documentation:	IEC/EN61187
Safety of accessories:	IEC/EN61010-031
Insulation:	double insulation
Pollution level:	2
Measurement category:	CAT IV 300V to earth, maximum 415V between inputs
RPE:	IEC/EN61557-4, BS7671 17th ed., AS/NZS3000/3017
MΩ:	IEC/EN61557-2, BS7671 17th ed., AS/NZS3000/3017
RCD:	IEC/EN61557-6 (only on Phase-Neutral-Earth systems)
LOOP P-P, P-N, P-PE:	IEC/EN61557-3, BS7671 17th ed., AS/NZS3000/3017
Multifunction:	IEC/EN61557-10, BS7671 17th ed., AS/NZS3000/3017
Short-circuit current:	EN60909-0

This instrument satisfies the requirements of Low Voltage Directive 2014/35/EU (LVD) and of EMC Directive 2014/35/EU

This instrument satisfies the requirements of European Directive 2011/65/EU (RoHS) and 2012/19/EU (WEEE)